**Consorzio di Bonifica Montana del Gargano**
*Viale Cristoforo Colombo n. 243*
71121 Foggia (FG)
*www.bonificadelgargano.it*
*info@bonificadelgargano.it*

- COMUNE DI PESCHICI -

*INTERVENTI DI MESSA IN SICUREZZA DEL TERRITORIO A SEGUITO DEGLI ECCEZIONALI EVENTI ATMOSFERICI VERIFICATISI NEI GIORNI DAL 1° AL 6 SETTEMBRE 2014 - TORRENTE ULSE IN AGRO DEL COMUNE DI PESCHICI.*

# PROGETTO ESECUTIVO

| | | |
|---|---|---|
| DATA: | PROFILO LONGITUDINALE | Tavola<br>11.4<br>1 : 400 / 1 : 400 |
| REV. 00 | | |

*REDATTO DA : Settore Tecnico - Agrario*
*Consorzio di Bonifica Montana del Gargano*

I Progettisti
(Dott. Ing. Marco Muciaccia)

(Geom. Nicola A. Torretta)

(Geom. Paolo Piserchia)

(Geom. Claudio Destino)

Il Responsabile del Procedimento
(Dott. Agr. Luciano Ciciretti)

**LEGENDA:**

- **Quota fondo alveo di progetto**
- **Taglio tavole grafiche**
- X **Numero sezioni**

## TAVOLA D

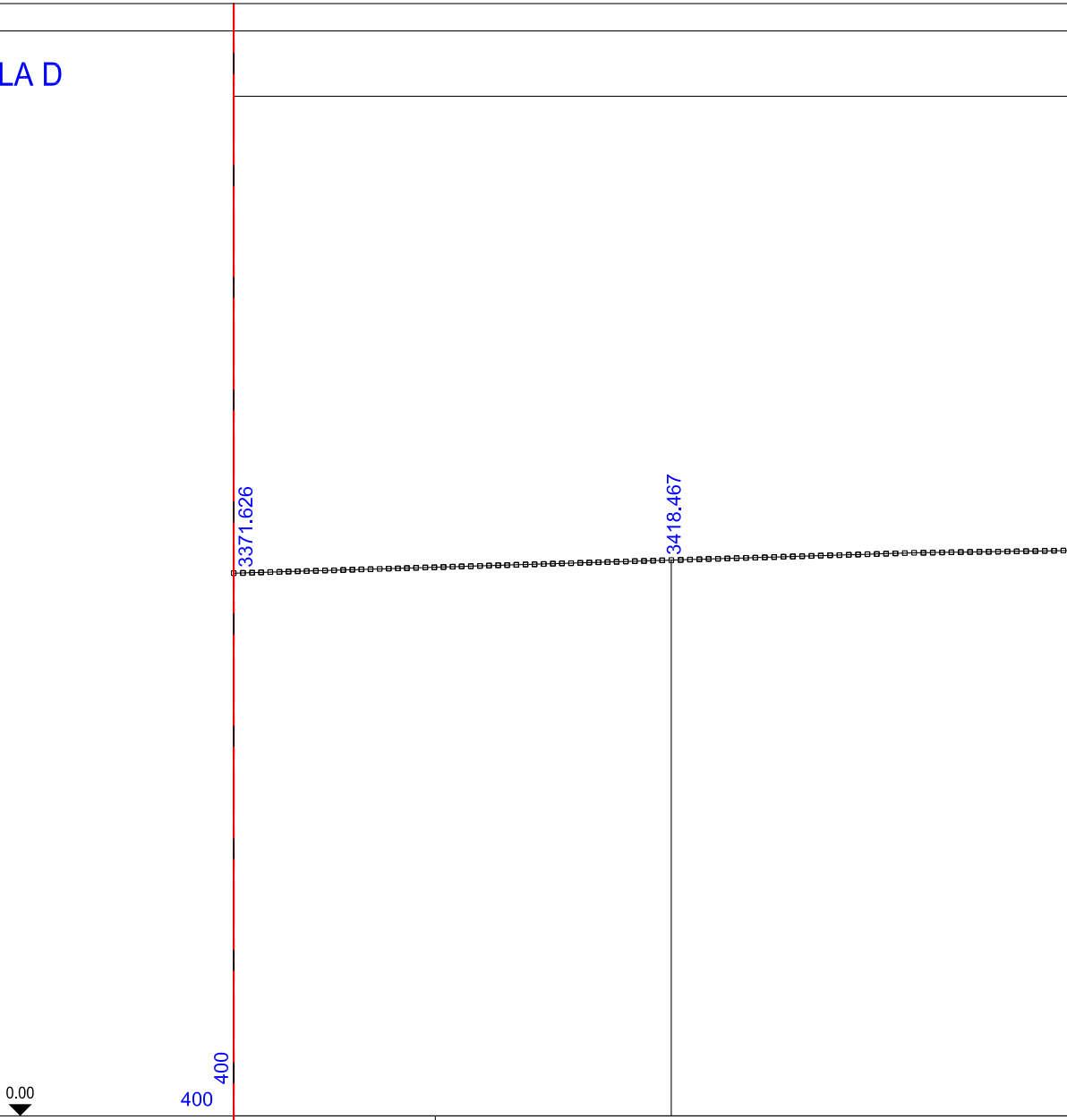
3371.626
3418.467
400
0.00
400

| | | | | |
|---|---|---|---|---|
| Numero Picchetti | 75 | | 76 | |
| Distanze progressive | 3381,25 | | 3428,10 | |
| Distanze parziali | | 46,85 | | 50,98 |
| Quote fondo alveo<br>Stato di progetto | 58.07 | | 59.47 | |

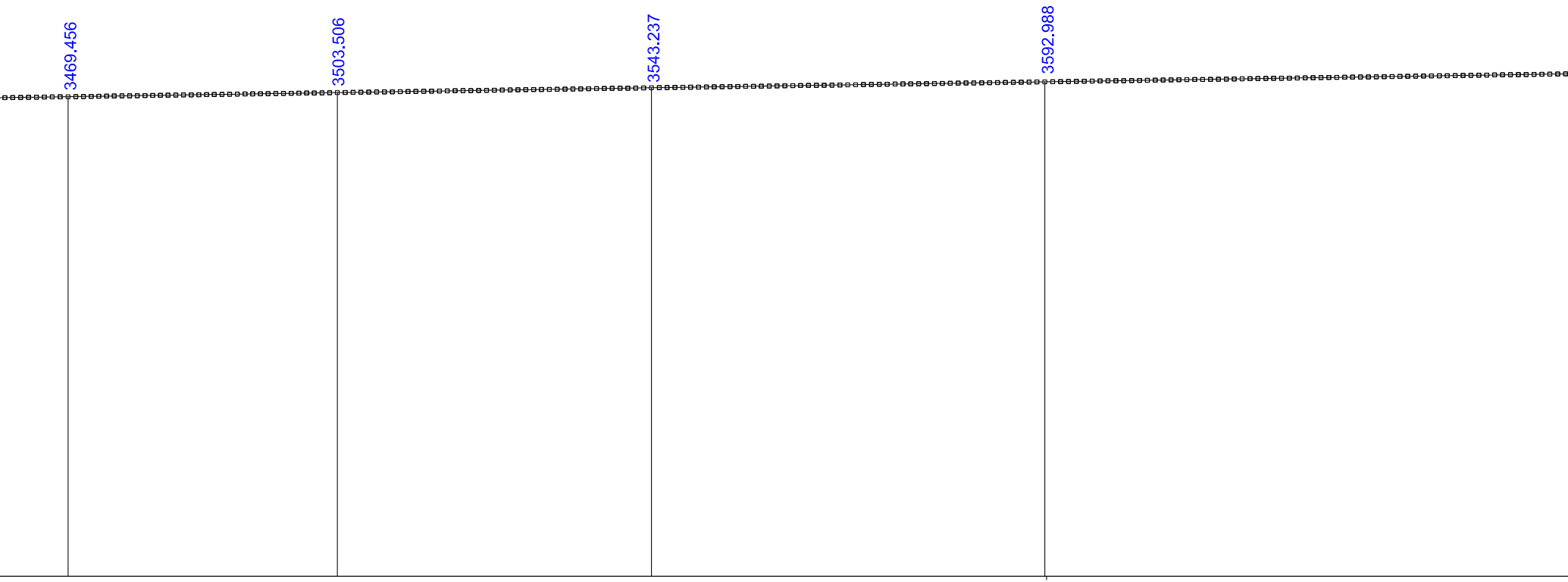
3469.456
3503.506
3543.237
3592.988

| | | | | | | | |
|---|---|---|---|---|---|---|---|
| 77 | | 78 | | 79 | | 80 | |
| 3479,07 | | 3513,13 | | 3552,85 | | 3602,60 | |
| | 34,06 | | 39,72 | | 49,75 | | 75,85 |
| 60.62 | | 61.14 | | 61.75 | | 62.50 | |

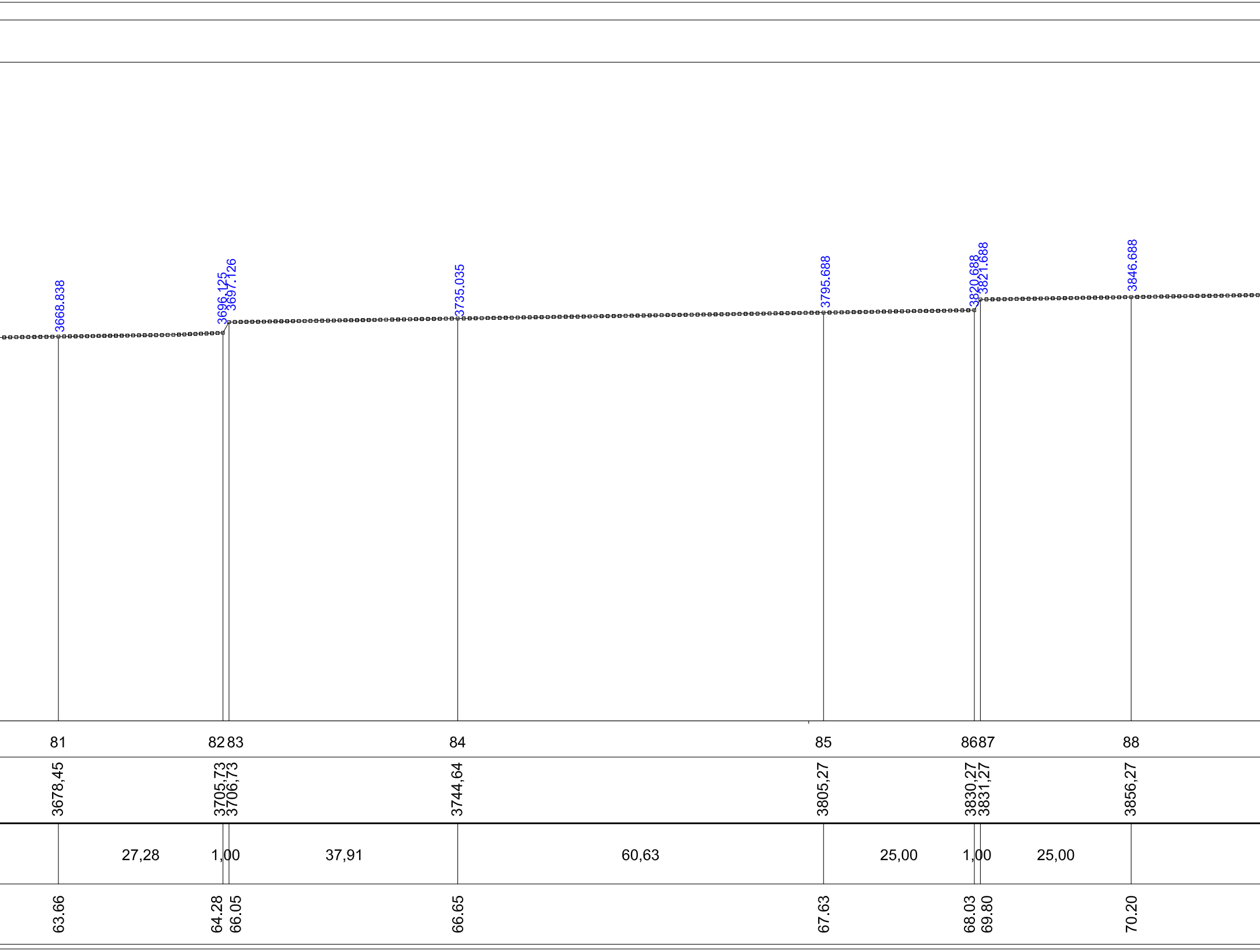
3668.838
3696.125
3697.126
3735.035
3795.688
3820.688
3821.688
3846.688
81
82
83
84
85
86
87
88
3678,45
3705,73
3706,73
3744,64
3805,27
3830,27
3831,27
3856,27
27,28
1,00
37,91
60,63
25,00
1,00
25,00
63.66
64.28
66.05
66.65
67.63
68.03
69.80
70.20

Larghezza alveo mt


3922.538
3947.538
3948.538
3973.538
4018.389
4043.389
4044.387
89
90
91
92
93
94
95
3932,12
3957,12
3958,12
3983,12
4027,98
4052,98
4053,98
75,85
25,00
1,00
25,00
44,87
25,00
1,00
31,00
71.42
71.81
73.58
73.98
74.68
75.08
75.08

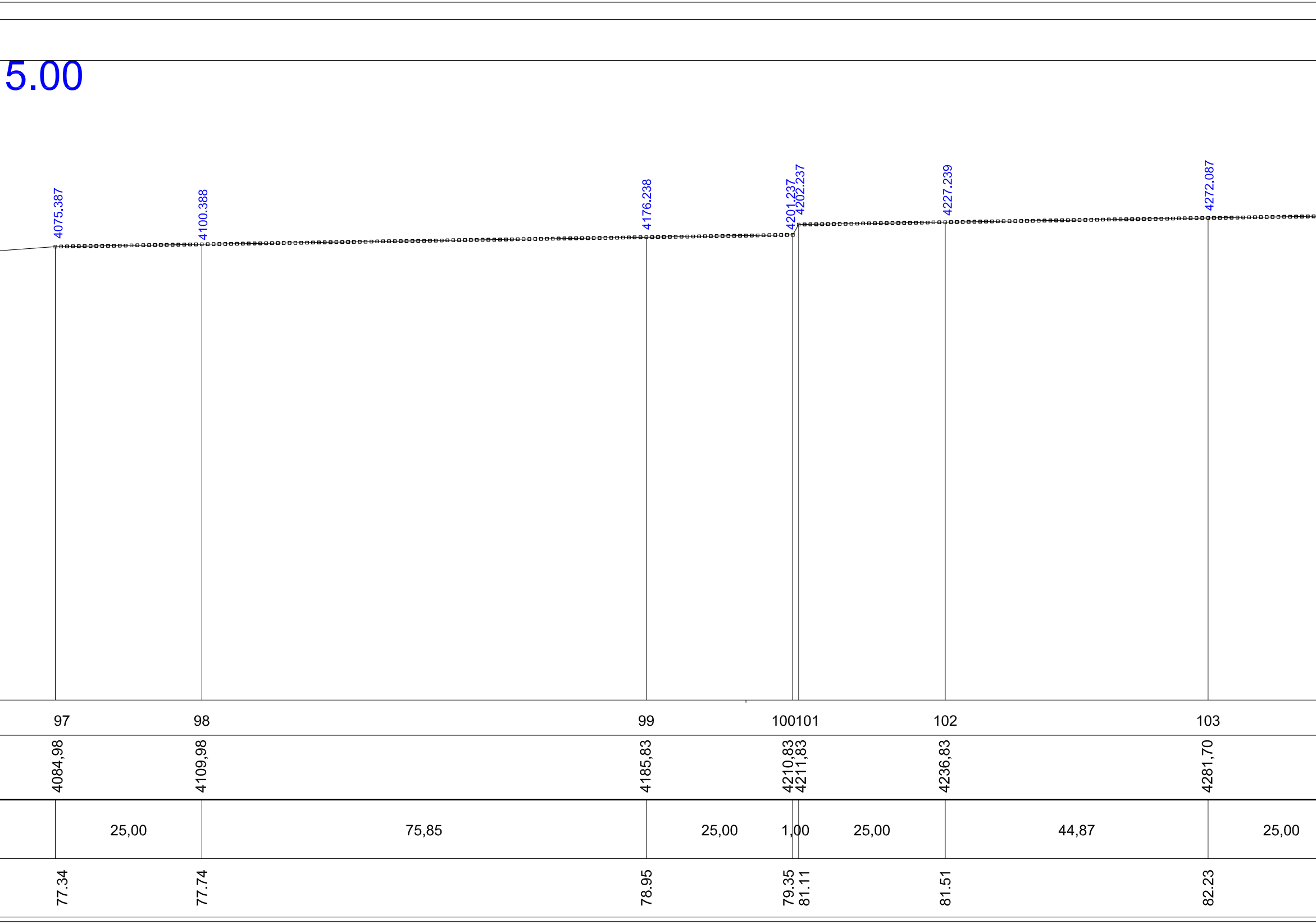
5.00
4075.387
4100.388
4176.238
4201.237
4202.237
4227.239
4272.087
97
98
99
100
101
102
103
4084,98
4109,98
4185,83
4210,83
4211,83
4236,83
4281,70
25,00
75,85
25,00
1,00
25,00
44,87
25,00
77.34
77.74
78.95
79.35
81.11
81.51
82.23

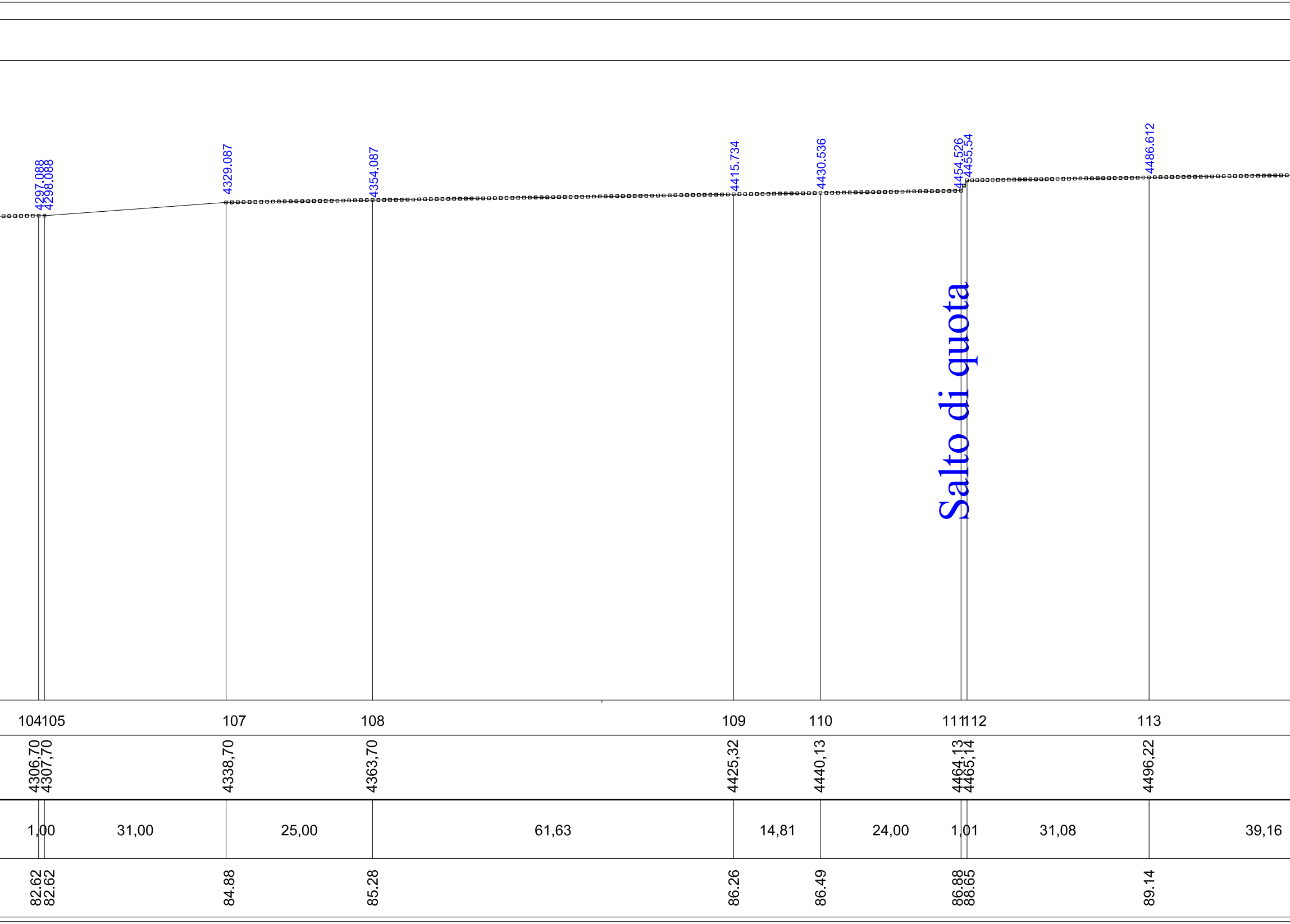
4297.088
4298.088
4329.087
4354.087
4415.734
4430.536
4454.526
4455.54
4486.612
Salto di quota
104
105
107
108
109
110
111
112
113
4306,70
4307,70
4338,70
4363,70
4425,32
4440,13
4464,13
4465,14
4496,22
1,00
31,00
25,00
61,63
14,81
24,00
1,01
31,08
39,16
82.62
82.62
84.88
85.28
86.26
86.49
86.88
88.65
89.14

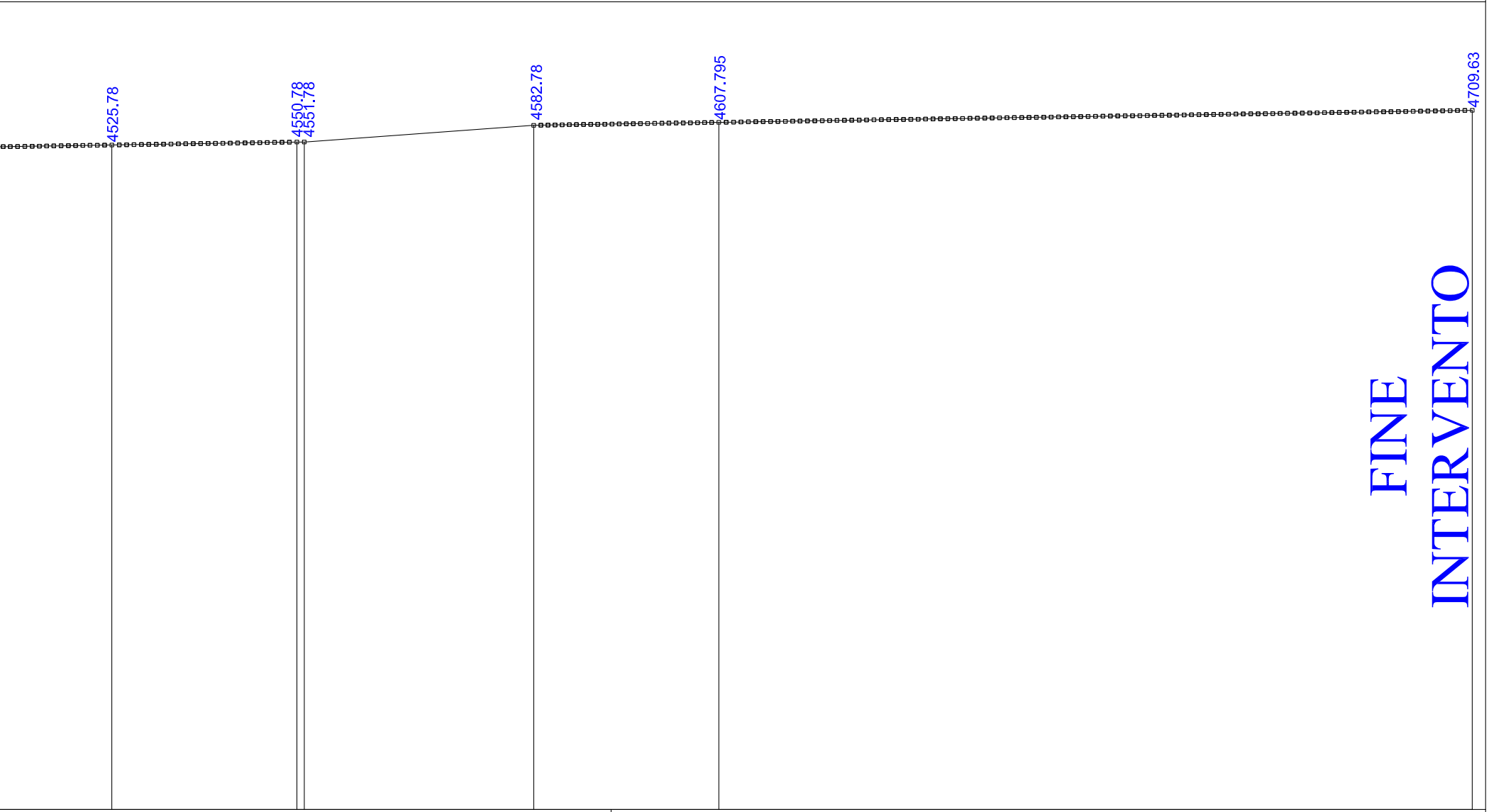
4525.78
4550.78
4551.78
4582.78
4607.795
4709.63
FINE
INTERVENTO

| | | | | | |
|---|---|---|---|---|---|
| 114 | 115 | 116 | 118 | 119 | 120 |
| 4535,38 | 4560,38 | 4561,38 | 4592,38 | 4617,39 | 4719,18 |
| | 25,00 | 1,00 | 31,00 | 25,01 | 101,80 |
| 89.76 | 90.16 | 90.16 | 92.42 | 92.82 | 94.44 |